



FIBERGLASS

Pella® Impervia®

\$\$



Pella Impervia casement window

FEATURES

Made with Pella's patented fiberglass material, Duracast®
 Exceptionally energy efficient and durable in extreme heat and cold
 Versatile design features and options to deliver any style

WINDOW STYLES

Specialty shapes, custom sizes and fixed configurations are also available.¹



PATIO DOOR STYLES



¹ In testing performed in accordance with ASTM testing standards, Pella's Duracast has displayed superior performance in strength, ability to withstand extreme heat and cold, and resistance to dents and scratches. Special shape windows are made from a non-Duracast fiberglass composite.



Colors & Finishes PELLA® IMPERVIA®

FRAME COLORS

Pella Impervia windows and patio doors feature a low-maintenance, durable powder-coat paint finish. Dual-color frames allow you to choose a different color for the exterior.

SOLID-COLOR:



DUAL-COLOR FRAMES:



WHITE INTERIOR WITH
TAN EXTERIOR



WHITE INTERIOR WITH
MORNING SKY GRAY
EXTERIOR



WHITE INTERIOR WITH
BROWN EXTERIOR



WHITE INTERIOR WITH
BLACK EXTERIOR

Grilles PELLA® IMPERVIA®

GRILLES

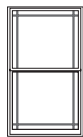
Grilles are color-matched to your window or patio door interior and exterior frame color.¹



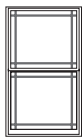
**ALUMINUM GRILLES -
BETWEEN-THE-GLASS**
3/4"

GRILLE PATTERNS


Choose from a variety of grille patterns for the traditional look of divided light. Custom patterns are available.²



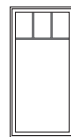
6-LITE PRAIRIE



9-LITE PRAIRIE



TRADITIONAL



TOP ROW



CUSTOM

¹ Appearance of exterior grille color may vary depending on the Low-E insulating glass selection.

² Grille patterns offered may vary per product. See specific product information for availability.

Window Hardware PELLA® IMPERVIA®

FOLD-AWAY CRANK

Folds neatly out of the way so it won't interfere with roomside window treatments.



FOLD-AWAY
CRANK

COLOR-MATCHED FINISHES:



WHITE



TAN



BROWN



MATTE
BLACK




MORNING
SKY GRAY

ADDITIONAL FINISHES:



BRIGHT
BRASS



OIL-RUBBED
BRONZE



SATIN
NICKEL

CAM-ACTION LOCK

Pella's cam-action locks pull the sashes on single- and double-hung windows against the weatherstripping for a tighter seal.



CAM-ACTION
LOCK

COLOR-MATCHED FINISHES:



WHITE



TAN



BROWN



MATTE
BLACK




MORNING
SKY GRAY

ADDITIONAL FINISHES:



BRIGHT
BRASS



OIL-RUBBED
BRONZE



SATIN
NICKEL

Patio Door Hardware PELLA® IMPERVIA®

SLIDING PATIO DOOR HANDLE

Open and close the door with one hand with a convenient thumblock.

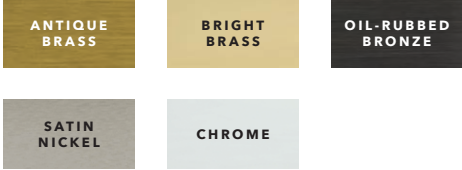


SLIDING PATIO
DOOR HANDLE

COLOR-MATCHED FINISHES:



ADDITIONAL FINISHES:



FOOTBOLT

A footbolt comes standard on all sliding patio doors and holds the door open about three inches for ventilation.

Glass PELLA® IMPERVIA®

INSULSHIELD® LOW-E GLASS

Advanced Low-E insulating dual-pane glass with argon¹

AdvancedComfort Low-E insulating dual-pane glass with argon¹

NaturalSun Low-E insulating dual-pane glass with argon¹

SunDefense™ Low-E insulating dual-pane glass with argon¹

ADDITIONAL GLASS OPTIONS

Clear insulating glass

Tempered glass

Laminated (non-impact-resistant)², tinted³ or obscure glass also available on select products

STC (Sound Transmission Class)-improved dual-pane sound control glass⁴

Screens⁵

FLAT

Conventional screens come standard. Optional InView™ screens let in 14% more light and are 8% more open for improved airflow compared to conventional fiberglass screens.⁶

¹ Optional high-altitude Low-E insulating glass available with or without argon on select products.

² For best performance, the laminated glass may be in the interior or exterior pane of the insulating glass, depending on the product.

³ Available with Advanced Low-E insulating glass with argon with bronze, gray or green tint on select products.

⁴ Sound control glass consists of dissimilar glass thickness (3mm/5mm).

⁵ Warning: Screen will not stop child or pet from falling out of window or door. Keep child or pet away from open window or door.

⁶ Improved airflow is based on calculated screen cloth openness. Screen cloth transmittance was measured using an integrated sphere spectrophotometer.

Want to learn more? Call us at 833-44-PELLA or visit pella.com



The confidence of Pella's warranty.

Pella® products are backed by some of the strongest warranties in the business. See written limited warranty for details, including exceptions and limitations, at pella.com/warranty.



Connect with Pella:

